


**Episcopal Diocese of Pennsylvania  
November 2021 Financial Reports  
Executive Summary**

1. Accounts Receivable- Sacred Ask – Total YTD received as of October is \$58,125 ahead of this time last year.
2. Budget Variances
  - Mission
    - i. Acts 2 Congregations (DCMM)
      1. Savings from Advocate – Vicar on long term disability through February now vacant.
    - ii. Support for Congregations
      1. Pandemic Aid Grants & Technology Grants distributed to congregations offset by Funding Transfers.
  - Support
    - i. Support Revenue
      1. Sacred Gifts for Support have been consolidated to include all Assessment Income. There is now one Sacred Ask.
    - ii. Staff Compensation & Benefits
      1. Savings in Deployment, Transition & Finance is due to vacant positions.
    - iii. Operations
      1. Occupancy Expenses include snow removal and network cabling.
3. Overall Performance.
  - There is a \$(265,520) YTD deficit which is more than the \$(225,698) YTD budget deficit primarily due to additional expenditures in Occupancy, Office & Operations, Communications & Events which are offset by vacant positions.

**Episcopal Diocese of Pennsylvania  
Monthly Financial Reports  
November 2021**


**Table of Contents**

1	Table of Contents
2	Accounts Receivables - Assessment and Pledge Analysis
3 - 7	Unified Budget vs. Actual Report
8	Committee Financial Report
9	Other Diocesan Activities Report
10	Non-Cash Diocesan Activities Report
11	Statement of Financial Position
12	Notes to the Financial Reports
13	Investment Funds Additions and Withdrawals



**Episcopal Diocese of Pennsylvania  
Accounts Receivable - Sacred Ask Analysis  
November 2021 YTD**

2021	Total	Total Paid	Total Unpaid	Total % Paid	Total % Unpaid
<b>Sacred Ask</b>	2,628,200	2,272,643	355,557	86%	14%
<b>Total</b>	<b>\$ 2,628,200</b>	<b>\$ 2,272,643</b>	<b>\$ 355,557</b>	<b>86%</b>	<b>14%</b>
<b>2020</b>					
<b>Gifts for Support</b>	\$ 1,637,400	\$ 1,416,934	\$ 220,466	87%	13%
<b>Retired Clergy Medical Assessment (RCMA)</b>	331,790	293,849	37,941	89%	11%
<b>Clergy Financial Assistance (CFA)</b>	110,000	97,620	12,380	89%	11%
<b>Total Sacred Gifts &amp; Assessments</b>	<b>\$ 2,079,190</b>	<b>\$ 1,808,403</b>	<b>\$ 270,787</b>	<b>87%</b>	<b>13%</b>
<b>Gifts for Mission (Pledges)</b>	580,112	406,115	173,997	70%	30%
<b>Total</b>	<b>\$ 2,659,302</b>	<b>\$ 2,214,518</b>	<b>\$ 444,784</b>	<b>83%</b>	<b>17%</b>



**Episcopal Diocese of Pennsylvania  
Statement of Activities - Unified Budget vs. Actual**

	November 2021			November 2020	November 2021		November 2020
	Actual	Budget	Budget Variance	Actual	Actual YTD	Budget YTD	Actual YTD
<b>Mission</b>							
<b>1 Mission Revenue</b>							
<b>2 Sacred Gifts for Mission</b>							
3 Congregational Giving	\$ -	\$ -	\$ -	\$ 57,534	\$ -	\$ -	\$ 448,791
4 Less Allowance for non payment	-	-	-	-	-	-	-
<b>5 Sacred Gifts for Mission net of Allowance</b>	<b>\$ -</b>	<b>\$ -</b>	<b>\$ -</b>	<b>\$ 57,534</b>	<b>\$ -</b>	<b>\$ -</b>	<b>\$ 448,791</b>
<b>6 Dedicated Mission Revenue</b>							
7 Diocesan Annual Fund	\$ -	\$ -	\$ -	\$ -	\$ -	\$ -	\$ -
8 Anti-Racism	-	-	-	-	1,460	733	3,473
9 Youth Ministry	-	-	-	-	500	-	2,450
10 City Camps	-	-	-	-	7,950	18,333	7,575
11 Servant Year	-	-	-	-	-	-	-
12 Darby Mission Contribution	-	-	-	-	9,678	5,678	6,323
13 Parker-Bulmer Outreach Funds	-	-	-	-	50,629	84,333	70,327
14 Growth Development Fund	36,504	-	36,504	15,000	303,245	275,000	204,418
15 Veterans' Ministry Initiative	-	-	-	-	1,700	-	-
16 Other Income	149	3,083	(2,935)	198	11,705	33,917	8,886
<b>17 Total Dedicated Mission Revenue</b>	<b>\$ 36,653</b>	<b>\$ 3,083</b>	<b>\$ 33,569</b>	<b>\$ 15,198</b>	<b>\$ 386,866</b>	<b>\$ 417,994</b>	<b>\$ 303,452</b>
<b>18 Total Mission Revenue</b>	<b>\$ 36,653</b>	<b>\$ 3,083</b>	<b>\$ 33,569</b>	<b>\$ 72,732</b>	<b>\$ 386,866</b>	<b>\$ 417,994</b>	<b>\$ 752,243</b>
<b>19 Mission Expenses</b>							
<b>20 Diocesan Ministries</b>							
21 Absalom Jones Festival	\$ -	\$ -	\$ -	\$ -	\$ 4,001	\$ 10,000	\$ 4,548
22 Anti-Gun Violence Commission	-	-	-	-	-	1,192	-
23 Anti-Human Trafficking	-	-	-	-	-	2,292	122
24 Anti-Racism Commission	-	-	-	-	13,665	27,500	7,389
25 Cultural Ministries	1,088	1,250	(162)	1,086	11,970	13,750	2,186
26 Diocesan History Commission	-	-	-	-	-	2,292	-
27 Ecumenical/Interfaith Council	-	-	-	-	-	-	-
28 Global Mission Commission	-	-	-	-	2,915	2,500	-
29 Veterans' Ministry Initiative	1,000	1,000	-	-	3,217	3,667	1,881
<b>30 Total Diocesan Ministries</b>	<b>\$ 2,088</b>	<b>\$ 2,250</b>	<b>\$ (162)</b>	<b>\$ 1,086</b>	<b>\$ 35,768</b>	<b>\$ 63,192</b>	<b>\$ 16,126</b>

**Episcopal Diocese of Pennsylvania**  
**Statement of Activities - Unified Budget vs. Actual**

	November 2021			November 2020	November 2021		November 2020
	Actual	Budget	Budget Variance	Actual	Actual YTD	Budget YTD	Actual YTD
<b>31 <u>Program Grants to Congregations</u></b>							
32 Calvary/ St. Augustine	\$ 1,592	\$ 1,592	\$ -	\$ -	\$ 17,508	17,508	\$ 3,500
33 Church of the Annunciation, Phila.	-	-	-	-	-	-	4,500
34 Darby Mission	-	-	-	1,600	-	-	18,074
35 Incarnation Holy Sacrament	592	592	-	667	6,508	6,508	7,333
36 St. Christopher's, Oxford	1,175	1,175	-	-	12,925	12,925	-
37 St. Mary's, Chester	-	-	-	1,250	-	-	13,750
38 St. Peter's, Glenside	500	500	-	-	5,500	5,500	-
39 St. Peter's, Phoenixville	-	-	-	833	-	-	9,167
40 St. Stephen's, Clifton Heights	-	-	-	-	2,400	2,400	-
41 St. Stephen's, Philadelphia	1,775	1,775	-	-	19,525	19,525	-
42 Trinity, Coatesville	-	-	-	-	-	-	4,000
<b>43 <u>Total Program Grants to Congregations</u></b>	<b>\$ 5,633</b>	<b>\$ 5,633</b>	<b>\$ -</b>	<b>\$ 4,350</b>	<b>\$ 64,367</b>	<b>\$ 64,367</b>	<b>\$ 60,324</b>
<b>44 <u>Acts 2 Churches Vicar Compensation</u></b>							
45 Christ & St. Ambrose + Free Church, Phila	\$ 12,152	12,967	\$ (815)	\$ 12,026	\$ 133,673	\$ 142,633	\$ 143,844
46 Church of the Advocate, Philadelphia	-	10,783	(10,783)	28	78,069	118,617	34,166
47 St. Dismas Prison Mission	-	-	-	-	-	2,292	-
48 St. Gabriel's, Philadelphia	12,684	11,492	1,193	12,493	122,859	126,408	122,431
49 St. Mary's, Chester	8,653	9,258	(606)	8,496	95,879	101,842	94,553
<b>50 <u>Total Acts 2 Churches Vicar Comp.</u></b>	<b>\$ 33,489</b>	<b>\$ 44,500</b>	<b>\$ (11,011)</b>	<b>\$ 33,043</b>	<b>\$ 430,479</b>	<b>\$ 491,792</b>	<b>\$ 394,994</b>

**Episcopal Diocese of Pennsylvania**  
**Statement of Activities - Unified Budget vs. Actual**

	November 2021			November 2020	November 2021		November 2020
	Actual	Budget	Budget Variance	Actual	Actual YTD	Budget YTD	Actual YTD
<b>51 <u>New Ministries &amp; Plants Vicar Comp.</u></b>							
52 Darby Mission	\$ 8,933	8,367	\$ 567	\$ 7,786	\$ 100,548	\$ 92,033	\$ 85,713
53 <b><u>Total New Min. &amp; Plants Vicar Comp.</u></b>	<b>\$ 8,933</b>	<b>\$ 8,367</b>	<b>\$ 567</b>	<b>\$ 7,786</b>	<b>\$ 100,548</b>	<b>\$ 92,033</b>	<b>\$ 85,713</b>
54 Darby Mission Program	\$ 2,743	\$ 2,500	\$ 243	\$ -	\$ 25,987	\$ 27,500	\$ -
55 Emergency Prop. Repairs - Acts 2 Churches	-	2,917	(2,917)	-	27,335	32,083	4,037
56 <b><u>Total Acts 2</u></b>	<b>\$ 45,166</b>	<b>\$ 58,283</b>	<b>\$ (13,118)</b>	<b>\$ 40,829</b>	<b>\$ 584,349</b>	<b>\$ 643,408</b>	<b>\$ 484,744</b>
<b>57 <u>Youth Ministries</u></b>							
58 Administration	\$ -	\$ -	\$ -	\$ -	\$ -	\$ -	\$ -
59 Youth Ministry	11	1,250	(1,239)	30	11,637	13,750	4,590
60 City Camp	-	-	-	-	37,683	34,200	58,439
61 Episcopal Church Camp Scholarships	-	-	-	-	2,125	-	-
62 Campus Ministry (includes Peer Ministers)	6,521	2,917	3,604	2,281	26,730	32,083	14,443
63 TEC and Province III (includes EYE)	-	-	-	-	-	-	-
64 Servant Year	15,000	15,000	-	-	15,000	15,000	5,753
65 <b><u>Total Family and Youth Ministries</u></b>	<b>\$ 21,532</b>	<b>\$ 19,167</b>	<b>\$ 2,365</b>	<b>\$ 2,311</b>	<b>\$ 93,175</b>	<b>\$ 95,033</b>	<b>\$ 83,225</b>
<b>66 <u>Growth Development Fund</u></b>							
67 Growth Development Fund	\$ 36,504	\$ 25,000	\$ 11,504	\$ 15,000	\$ 303,245	\$ 275,000	\$ 204,418
68 <b><u>Total Growth Development Fund</u></b>	<b>\$ 36,504</b>	<b>\$ 25,000</b>	<b>\$ 11,504</b>	<b>\$ 15,000</b>	<b>\$ 303,245</b>	<b>\$ 275,000</b>	<b>\$ 204,418</b>
<b>69 <u>Congregational Development and Support</u></b>							
70 Support for Congregations	\$ -	\$ 3,333	\$ (3,333)	\$ -	\$ 23,000	\$ 36,667	\$ -
71 Pandemic Aid Grants	20,000	-	20,000	-	456,962	-	282,850
72 Technology Grants	5,000	-	5,000	-	184,915	-	-
73 <b><u>Total Congregational Dev/Support</u></b>	<b>\$ 25,000</b>	<b>\$ 3,333</b>	<b>\$ 21,667</b>	<b>\$ -</b>	<b>\$ 664,877</b>	<b>\$ 36,667</b>	<b>\$ 282,850</b>
<b>74 <u>Parker Bulmer Outreach Mission</u></b>							
75 Parker Bulmer Outreach Mission	\$ -	\$ -	\$ -	\$ 7,500	\$ 45,000	\$ 45,500	\$ 82,500
76 <b><u>Total Parker Bulmer Outreach Mission</u></b>	<b>\$ -</b>	<b>\$ -</b>	<b>\$ -</b>	<b>\$ 7,500</b>	<b>\$ 45,000</b>	<b>\$ 45,500</b>	<b>\$ 82,500</b>
<b>77 <u>Mission of Greater Church</u></b>							
78 Pledge to The Episcopal Church (TEC)	\$ 69,540	75,000	\$ (5,460)	\$ 71,697	\$ 764,940	\$ 825,000	\$ 788,672
79 Province III Dues	-	-	-	-	19,471	17,100	20,075
80 Province III Expenses	-	-	-	-	-	-	-
81 <b><u>Total Mission of Greater Church</u></b>	<b>\$ 69,540</b>	<b>\$ 75,000</b>	<b>\$ (5,460)</b>	<b>\$ 71,697</b>	<b>\$ 784,411</b>	<b>\$ 842,100</b>	<b>\$ 808,747</b>
82 <b><u>Total Mission Expenses</u></b>	<b>\$ 205,463</b>	<b>\$ 188,667</b>	<b>\$ 16,796</b>	<b>\$ 142,773</b>	<b>\$ 2,575,193</b>	<b>\$ 2,065,267</b>	<b>\$ 2,022,934</b>
83							
84 <b><u>Mission Surplus/(Deficit)</u></b>	<b>\$ (168,810)</b>	<b>\$ (185,583)</b>	<b>\$ 16,773</b>	<b>\$ (70,041)</b>	<b>\$ (2,188,327)</b>	<b>\$ (1,647,273)</b>	<b>\$ (1,270,691)</b>

**Episcopal Diocese of Pennsylvania  
Statement of Activities - Unified Budget vs. Actual**

	November 2021			November 2020	November 2021		November 2020	
	Actual	Budget	Budget Variance	Actual	Actual YTD	Budget YTD	Actual YTD	
85	<b>Support</b>							
86	<b>Support Revenue - Regular</b>							
87	\$ 64,538	\$ 219,017	\$ (154,479)	\$ 29,822	\$ 2,353,838	\$ 2,409,183	\$ 1,416,934	
88	-	-	-	-	-	-	-	
89	9,167	9,167	-	-	142,245	100,833	-	
90	<b>\$ 73,705</b>	<b>\$ 228,183</b>	<b>\$ (154,479)</b>	<b>\$ 29,822</b>	<b>\$ 2,496,083</b>	<b>\$ 2,510,017</b>	<b>\$ 1,416,934</b>	
91	\$ -	\$ -	\$ -	\$ 59,199	\$ 1,380,136	\$ 1,603,200	\$ 1,477,449	
92	<b>\$ -</b>	<b>\$ -</b>	<b>\$ -</b>	<b>\$ 59,199</b>	<b>\$ 1,380,136</b>	<b>\$ 1,603,200</b>	<b>\$ 1,477,449</b>	
93	\$ 9,402	\$ 15,167	\$ (5,765)	\$ 38,203	\$ 182,508	\$ 166,833	\$ 315,576	
94	<b>\$ 83,107</b>	<b>\$ 243,350</b>	<b>\$ (160,243)</b>	<b>\$ 127,224</b>	<b>\$ 4,058,727</b>	<b>\$ 4,280,050</b>	<b>\$ 3,209,959</b>	
95	<b>Support Revenue - Special</b>							
96	\$ 825	\$ 800	\$ 25	\$ 3,640	\$ 22,135	40,000	\$ 13,000	
97	-	1,500	(1,500)	-	9,935	16,500	8,193	
98	-	4,000	(4,000)	-	50,221	44,000	63,109	
99	-	-	-	-	6,320	6,400	6,320	
100	-	-	-	-	-	-	-	
101	<b>\$ 825</b>	<b>\$ 6,300</b>	<b>\$ (5,475)</b>	<b>\$ 3,640</b>	<b>\$ 88,611</b>	<b>\$ 106,900</b>	<b>\$ 90,622</b>	
102								
103	<b>\$ 83,932</b>	<b>\$ 249,650</b>	<b>\$ (165,718)</b>	<b>\$ 130,864</b>	<b>\$ 4,147,338</b>	<b>\$ 4,386,950</b>	<b>\$ 3,300,581</b>	
104	<b>Support Expenses</b>							
105	<b>Staff Compensation &amp; Benefits</b>							
106	\$ 26,956	\$ 25,033	\$ 1,923	\$ 24,759	\$ 291,093	\$ 275,367	\$ 270,313	
107	-	417	(417)	-	-	4,583	-	
108	45,420	45,817	(397)	44,873	499,622	503,983	493,604	
109	32,591	42,050	(9,459)	41,046	417,845	462,550	446,390	
110	-	-	-	-	-	-	774	
111	12,421	17,883	(5,462)	11,413	131,818	196,717	148,059	
112	19,303	13,900	5,403	12,050	167,477	152,900	132,551	
113	21,958	21,542	416	15,178	192,011	236,958	205,872	
114	1,982	1,400	582	2,362	15,840	15,400	16,982	
115	<b>\$ 160,631</b>	<b>\$ 168,042</b>	<b>\$ (7,411)</b>	<b>\$ 151,681</b>	<b>\$ 1,715,706</b>	<b>\$ 1,848,458</b>	<b>\$ 1,714,545</b>	

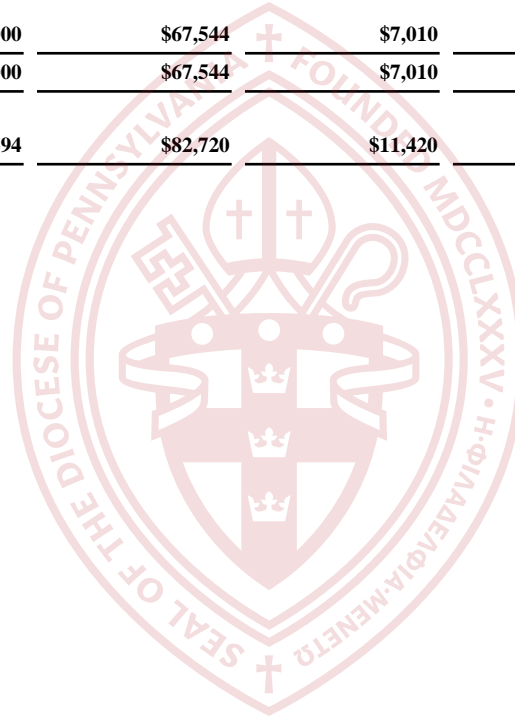
**Episcopal Diocese of Pennsylvania**  
**Statement of Activities - Unified Budget vs. Actual**

	November 2021			November 2020	November 2021		November 2020
	Actual	Budget	Budget Variance	Actual	Actual YTD	Budget YTD	Actual YTD
116 <b>Operations</b>							
117 Occupancy	\$ 33,856	\$ 14,167	\$ 19,689	\$ 13,058	\$ 198,060	\$ 155,833	\$ 187,984
118 Professional and Legal	6,151	7,917	(1,766)	3,351	80,170	87,083	135,667
119 Archives (Lutheran Seminary)	-	-	-	7,500	25,000	25,000	22,500
120 Financial Audit	-	-	-	-	-	-	35,000
121 Office & Operations	18,050	14,583	3,467	8,665	218,487	160,417	205,748
122 Title IV	-	-	-	-	2,925	4,583	32,816
123 Deployment & Ordination	-	2,917	(2,917)	(500)	7,500	32,083	10,488
124 Retired Lay Medical & Dental Insurance	5,410	5,750	(340)	5,172	54,699	63,250	52,287
125 Retired Clergy Medical Assistance RCMA	24,557	25,000	(443)	-	276,765	275,000	-
126 Clergy Financial Assistance CFA	634	7,500	(6,866)	-	37,261	82,500	-
127 Sabbatical Leave	-	1,667	(1,667)	-	11,000	18,333	-
128 <b>Total Operations</b>	<b>\$ 88,657</b>	<b>\$ 79,500</b>	<b>\$ 9,157</b>	<b>\$ 37,246</b>	<b>\$ 911,867</b>	<b>\$ 904,083</b>	<b>\$ 682,490</b>
129 <b>Property Expenses</b>							
130 Closed Church Property Expenses	\$ 9,402	\$ 16,667	\$ (7,265)	\$ 19,912	\$ 185,794	\$ 183,333	\$ 217,939
131 Wapiti Property Expenses	-	-	-	15,291	(7,570)	-	69,296
132 Wapiti Property Manager	-	-	-	3,000	14,219	-	36,534
133 <b>Total Property Expenses</b>	<b>\$ 9,402</b>	<b>\$ 16,667</b>	<b>\$ (7,265)</b>	<b>\$ 38,203</b>	<b>\$ 192,443</b>	<b>\$ 183,333</b>	<b>\$ 323,769</b>
134 <b>Diocesan Life</b>							
135 Education	\$ -	\$ -	\$ -	\$ -	\$ -	\$ 11,000	\$ -
136 Communication	3,179	6,667	(3,488)	8,935	109,197	73,333	53,999
137 Travel for Mission & Administration	2,498	4,167	(1,669)	-	15,801	45,833	12,626
138 Diocesan Events	26,997	1,250	25,747	850	63,691	13,750	14,018
139 Diocesan Convention	3,604	3,600	4	16,959	18,121	35,000	-
140 General Convention	-	-	-	-	-	11,000	-
141 <b>Total Diocesan Life</b>	<b>\$ 36,278</b>	<b>\$ 15,683</b>	<b>\$ 20,595</b>	<b>\$ 26,744</b>	<b>\$ 206,809</b>	<b>\$ 189,917</b>	<b>\$ 80,643</b>
142 <b>Total Support Expenses</b>	<b>\$ 294,969</b>	<b>\$ 279,892</b>	<b>\$ 15,077</b>	<b>\$ 253,874</b>	<b>\$ 3,026,825</b>	<b>\$ 3,125,792</b>	<b>\$ 2,801,447</b>
143							
144 <b>Support Surplus/(Deficit)</b>	<b>\$ (211,037)</b>	<b>\$ (30,242)</b>	<b>\$ (180,795)</b>	<b>\$ (123,010)</b>	<b>\$ 1,120,513</b>	<b>\$ 1,261,158</b>	<b>\$ 499,134</b>
145							
146 <b>Total Mission &amp; Support Surplus/(Deficit)</b>	<b>\$ (379,847)</b>	<b>\$ (215,825)</b>	<b>\$ (164,022)</b>	<b>\$ (193,051)</b>	<b>\$ (1,067,814)</b>	<b>\$ (386,114)</b>	<b>\$ (771,557)</b>
147							
148 <b>Endowment Fund Transfer</b>	<b>39,583</b>	<b>14,583</b>	<b>25,000</b>	<b>22,531</b>	<b>802,294</b>	<b>160,417</b>	<b>570,691</b>
149							
150 <b>Total Surplus/(Deficit) after Transfer</b>	<b>\$ (340,263)</b>	<b>\$ (201,242)</b>	<b>\$ (139,022)</b>	<b>\$ (170,520)</b>	<b>\$ (265,520)</b>	<b>\$ (225,698)</b>	<b>\$ (200,866)</b>



**Episcopal Diocese of Pennsylvania  
Committee Statement of Activities - 2021 YTD**

	ECW 11/30/2021	Church Trng 11/30/2021	Christmas Fund 11/30/2021	Continuing Ed 11/30/2021	ATS 11/30/2021	PTI 11/30/2021	Total 11/30/2021
<b>Revenues</b>							
Investment Income	\$19,677	\$62,394	\$150,264	\$17,950	\$64,804	\$21,687	\$336,775
Other Income	\$0	\$0	\$0	\$480	\$0	\$0	\$480
<b>Total Revenues</b>	<b>\$19,677</b>	<b>\$62,394</b>	<b>\$150,264</b>	<b>\$18,430</b>	<b>\$64,804</b>	<b>\$21,687</b>	<b>\$337,255</b>
<b>Expenses</b>							
Grants and Other Subsidies	\$14,004	\$30,000	\$67,544	\$7,010	\$67,500	\$21,686	\$207,744
<b>Total Expenses</b>	<b>\$14,004</b>	<b>\$30,000</b>	<b>\$67,544</b>	<b>\$7,010</b>	<b>\$67,500</b>	<b>\$21,686</b>	<b>\$207,744</b>
<b>NET SURPLUS/(DEFICIT)</b>	<b>\$5,673</b>	<b>\$32,394</b>	<b>\$82,720</b>	<b>\$11,420</b>	<b>(\$2,697)</b>	<b>\$1</b>	<b>\$129,511</b>




**Episcopal Diocese of Pennsylvania**  
**Other Diocesan Activities Statement of Activities - 2021 YTD**

	Episcopal Clergy Assn. of PA 11/30/2021	Deacon Intern 11/30/2021	Closed Churches ** 11/30/2021	Bishop's Discretionary 11/30/2021	Nunns Fund 11/30/2021	Other Income and Expense 11/30/2021	Total 11/30/2021
<b>Revenues</b>							
Contributions - Other	\$0	\$0	\$0	\$2,025	\$0	\$16,637	\$18,661.65
Investment Income	\$0	\$56,050	\$748	\$3,950	\$250,118	\$7,345	\$318,210.81
Other Income	\$0	\$0	\$9,187	\$0	\$0	\$36,755	\$47,592.41
<b>Total Revenues</b>	<b>\$0</b>	<b>\$56,050</b>	<b>\$9,935</b>	<b>\$5,975</b>	<b>\$250,118</b>	<b>\$60,737</b>	<b>\$384,464.87</b>
<b>Expenses</b>							
Salaries	\$0	\$0	\$5,500	\$0	\$11,842	\$0	\$17,341.50
Benefits	\$0	\$0	\$0	\$0	\$0	\$3,231	\$3,230.58
Insurance	\$0	\$0	\$8,332	\$0	\$0	\$0	\$8,331.50
Professional Fees	\$0	\$0	\$4,892	\$0	\$0	\$0	\$4,892.00
Meeting Expense	\$0	\$0	\$0	\$0	\$0	\$0	\$1,100.00
Supplies	\$0	\$0	\$27	\$0	\$0	\$0	\$27.02
Repair and Maintenance	\$0	\$0	\$133,433	\$0	\$0	\$0	\$133,592.04
Travel	\$0	\$502	\$7,472	\$0	\$0	\$0	\$7,973.28
Utilities	\$0	\$0	\$23,763	\$0	\$0	\$1,301	\$28,358.63
Telecommunications	\$0	\$0	\$1,678	\$0	\$0	\$0	\$1,678.01
Grants and Other Subsidies	\$0	\$88,000	\$0	\$2,559	\$190,480	\$125,503	\$406,541.54
Real Estate Tax	\$0	\$0	\$697	\$0	\$0	\$0	\$697.39
<b>Total Expenses</b>	<b>\$0</b>	<b>\$88,502</b>	<b>\$185,794</b>	<b>\$2,559</b>	<b>\$202,321</b>	<b>\$130,034</b>	<b>\$613,763.49</b>
<b>NET SURPLUS/(DEFICIT)</b>	<b>\$0</b>	<b>(\$32,452)</b>	<b>(\$175,859)</b>	<b>\$3,416</b>	<b>\$47,797</b>	<b>(\$69,297)</b>	<b>(\$229,298.62)</b>

**Episcopal Diocese of Pennsylvania**  
**Statement of Activities**  
 Non-Cash Diocesan Activities 2021 - Year To Date

	Investment Gain/Loss 11/30/2021	Depreciation and Fees 11/30/2021	Change in Perpetual Trust 11/30/2021	Total 11/30/2021
<b>Revenues</b>				
Change in Investment Value	\$5,215,707	\$0	\$105,280	\$5,320,987
<b>Total Revenues</b>	<b>\$5,215,707</b>	<b>\$0</b>	<b>\$105,280</b>	<b>\$5,320,987</b>
<b>Expenses</b>				
Fees	\$0	\$152,468	\$0	\$152,468
<b>Total Expenses</b>	<b>\$0</b>	<b>\$152,468</b>	<b>\$0</b>	<b>\$152,468</b>
<b>NET SURPLUS/(DEFICIT)</b>	<b>\$5,215,707</b>	<b>(\$152,468)</b>	<b>\$105,280</b>	<b>\$5,168,519</b>



**Episcopal Diocese of Pennsylvania  
Statement of Financial Position  
November 30, 2021**

<b>Assets</b>	<b>11/30/2021</b>	<b>11/30/2020</b>
Cash	\$ 2,494,655	\$ 2,158,100
Pledges	24,133	188,447
Sacred Ask Receivable	401,610	233,825
Other Receivables	64,301	312,476
Prepaid Expenses	80,963	234,752
Investments	86,533,134	73,104,791
Charitable Remainder Trusts	19,000	112,000
Real Estate Held for Sale	-	-
Loans Receivable	220,395	132,228
Property and Equipment, Net	9,046,033	7,471,715
Beneficial Interest in Perpetual Trusts	2,934,573	2,558,193
<b>Total Assets</b>	<b>\$ 101,818,797</b>	<b>\$ 86,506,527</b>
<b>Liabilities</b>		
Accounts Payable and Accrued Expenses	\$ 1,324,702	\$ 837,804
Post- Retirement Benefit Obligation	3,642,000	3,850,000
Deferred Revenue	383,734	429,659
<b>Total Liabilities</b>	<b>\$ 5,350,436</b>	<b>\$ 5,117,463</b>
<b>Net Assets</b>	<b>96,468,361</b>	<b>81,389,064</b>
<b>Total Liabilities and Net Assets</b>	<b>\$ 101,818,797</b>	<b>\$ 86,506,527</b>

**Cash Detail**


	<b>11/30/2021</b>	<b>11/30/2020</b>
Bishop's Discretionary	\$ 8,813	\$ 3,620
Designated Funds	1,105,340	817,322
Operating	958,956	716,322
Closed Churches	91,392	432,644
Nunns Operating	329,905	187,942
Petty Cash	250	250
<b>Total Cash</b>	<b>\$ 2,494,655</b>	<b>\$ 2,158,100</b>

## Episcopal Diocese of Pennsylvania

### Notes to the Financial Statements

November 2021

1. Certain closed operations of DIOPA, such as the Maryland property and closed churches, as expense lines on Unified Budget Report, and Other Diocesan Activities on the attached monthly financial statements. The funding of these expenses comes from distributions from the Diocesan Property Fund. As these are cash transfers from the Foundation fund to our bank account to pay these closed operations expenses, we cannot count these transfers as revenue. These monies had previously been recognized as revenue, principally through the sale of closed church assets which were deposited into the Diocesan Property Fund. As a consequence, budget performance will be unfavorably distorted. That is, actual expense for these items will be shown on statements but the corresponding funding from non-revenue sources will not.



**Episcopal Diocese of Pennsylvania  
2021 Endowment Funds Activity  
November 2021 YTD**

Date	Description	Fund for the Episcopate	Pandemic Aid Fund	Tech Grant Fund	Growth & Development Fund	Total
2/19/21	Withdrawal for cash flow	\$ (600,000)	\$ -	\$ -	\$ -	\$ (600,000)
3/1/21	Withdrawal for 2021 budget deficit Jan - Mar	(43,749)	-	-	-	(43,749)
4/1/21	Withdrawal for 2021 budget deficit Apr	(14,583)	-	-	-	(14,583)
5/1/21	Withdrawal for 2021 budget deficit May	(14,583)	-	-	-	(14,583)
5/10/21	Withdrawal for 2021 budgeted distribution Q1	(64,115)	-	-	-	(64,115)
6/10/21	Withdrawal for 2021 budget deficit Jun	(14,583)	-	-	-	(14,583)
6/29/21	Withdrawal for Tech grants	-	-	(204,076)	-	(204,076)
6/29/21	Withdrawal for Pandemic Aid grants	-	(135,648)	-	-	(135,648)
8/1/21	Withdrawal for 2021 budget deficit Jul	(14,583)	-	-	-	(14,583)
8/9/21	Withdrawal for 2021 budget deficit Aug	(14,583)	-	-	-	(14,583)
9/8/21	Withdrawal for 2021 budget deficit Sep	(14,583)	-	-	-	(14,583)
10/8/21	Withdrawal for 2021 budget deficit Oct	(14,583)	-	-	-	(14,583)
10/22/21	Withdrawal for Diocesan Center renovations	(866,802)	-	-	-	(866,802)
10/22/21	Withdrawal for Pandemic Aid grants	-	(165,000)	-	-	(165,000)
10/22/21	Withdrawal for Tech grants	-	-	-	-	-
11/8/21	Withdrawal for 2021 budget deficit Nov	(14,583)	-	-	-	(14,583)
11/12/21	Withdrawal for Diocesan Center renovations	(525,543)	-	-	-	(525,543)
<b>Total</b>		<b>\$ (2,216,873)</b>	<b>\$ (300,648)</b>	<b>\$ (204,076)</b>	<b>\$ -</b>	<b>\$ (2,721,597)</b>