


**Episcopal Diocese of Pennsylvania
July 2021 Financial Reports
Executive Summary**


1. Accounts Receivable- Sacred Ask – Total YTD received as of July is \$184,427 ahead of this time last year.
2. Budget Variances
 - Mission
 - i. Acts 2 Congregations (DCMM)
 1. Savings from Advocate – Vicar on long term disability through February
 - ii. Support for Congregations
 1. Pandemic Aid Grants & Technology Grants distributed to congregations offset by Funding Transfers.
 - Support
 - i. Support Revenue
 1. Sacred Gifts for Support have been consolidated to include all Assessment Income. There is now one Sacred Ask.
 - ii. Staff Compensation & Benefits
 1. Savings in Deployment & Transition is due to vacant position.
 - iii. Operations
 1. Occupancy Expenses include snow removal and network cabling.
3. Overall Performance.
 - There is a \$111,661 YTD deficit which is less than the YTD deficit budget primarily due to lower expenses.



**Episcopal Diocese of Pennsylvania
Monthly Financial Reports
July 2021**

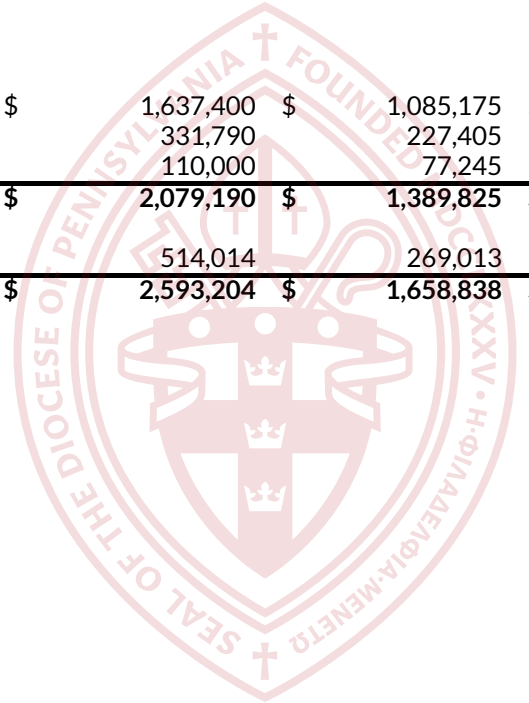
Table of Contents

1	Table of Contents
2	Accounts Receivables - Assessment and Pledge Analysis
3 - 7	Unified Budget vs. Actual Report
8	Committee Financial Report
9	Other Diocesan Activities Report
10	Non-Cash Diocesan Activities Report
11	Statement of Financial Position
12	Notes to the Financial Reports
13	Investment Funds Additions and Withdrawals



**Episcopal Diocese of Pennsylvania
Accounts Receivable - Sacred Ask Analysis
July 2021 YTD**

2021	Total	Total Paid	Total Unpaid	Total % Paid	Total % Unpaid
Sacred Ask	2,628,200	1,843,265	784,935	70%	30%
Total	\$ 2,628,200	\$ 1,843,265	\$ 784,935	70%	30%
2020					
Gifts for Support	\$ 1,637,400	\$ 1,085,175	\$ 552,225	66%	34%
Retired Clergy Medical Assessment (RCMA)	331,790	227,405	104,385	69%	31%
Clergy Financial Assistance (CFA)	110,000	77,245	32,755	70%	30%
Total Sacred Gifts & Assessments	\$ 2,079,190	\$ 1,389,825	\$ 689,365	67%	33%
Gifts for Mission (Pledges)	514,014	269,013	245,001	52%	48%
Total	\$ 2,593,204	\$ 1,658,838	\$ 934,366	64%	36%



**Episcopal Diocese of Pennsylvania
Statement of Activities - Unified Budget vs. Actual**

	July 2021			July 2020		July 2021		July 2020
	Actual	Budget	Budget Variance	Actual	Actual YTD	Budget YTD	Actual YTD	
Mission								
1	<u>Mission Revenue</u>							
2	<u>Sacred Gifts for Mission</u>							
3	\$ -	\$ -	\$ -	\$ 62,486	\$ -	\$ -	\$ 270,013	
4	-	-	-	-	-	-	-	
5	\$ -	\$ -	\$ -	\$ 62,486	\$ -	\$ -	\$ 270,013	
6	<u>Dedicated Mission Revenue</u>							
7	\$ -	\$ -	\$ -	\$ -	\$ -	\$ -	\$ -	
8	-	-	-	-	251	467	689	
9	-	-	-	-	500	-	2,450	
10	100	-	100	100	6,700	11,667	150	
11	-	-	-	-	-	-	-	
12	-	-	-	2,750	9,678	5,678	4,823	
13	-	-	-	-	50,629	53,667	46,885	
14	-	-	-	20,771	175,391	175,000	77,066	
15	-	-	-	-	1,200	-	-	
16	52	3,083	(3,031)	362	10,152	21,583	13,773	
17	\$ 152	\$ 3,083	\$ (2,931)	\$ 23,983	\$ 254,501	\$ 268,061	\$ 145,836	
18	\$ 152	\$ 3,083	\$ (2,931)	\$ 86,469	\$ 254,501	\$ 268,061	\$ 415,849	
19	<u>Mission Expenses</u>							
20	<u>Diocesan Ministries</u>							
21	\$ -	\$ -	\$ -	\$ -	\$ 4,001	\$ 5,833	\$ -	
22	-	-	-	-	-	758	-	
23	-	-	-	-	-	1,458	4,548	
24	1,800	2,500	(700)	-	10,150	17,500	689	
25	1,088	1,250	(162)	-	7,617	8,750	-	
26	-	-	-	-	-	1,458	-	
27	-	-	-	-	-	-	-	
28	2,500	2,500	-	-	2,500	2,500	-	
29	-	-	-	-	500	2,333	1,535	
30	\$ 5,388	\$ 6,250	\$ (862)	\$ -	\$ 24,768	\$ 40,592	\$ 6,772	

Episcopal Diocese of Pennsylvania
Statement of Activities - Unified Budget vs. Actual

	July 2021			July 2020	July 2021		July 2020
	Actual	Budget	Budget Variance	Actual	Actual YTD	Budget YTD	Actual YTD
31 <u>Program Grants to Congregations</u>							
32 Calvary/ St. Augustine	\$ 1,592	\$ 1,592	\$ -	\$ -	\$ 11,142	11,142	\$ 3,500
33 Church of the Annunciation, Phila.	-	-	-	2,250	-	-	4,500
34 Darby Mission	-	-	-	1,700	-	-	6,902
35 Incarnation Holy Sacrament	592	592	-	667	4,142	4,142	4,667
36 St. Christopher's, Oxford	1,175	1,175	-	-	8,225	8,225	-
37 St. Mary's, Chester	-	-	-	1,250	-	-	8,750
38 St. Peter's, Glenside	500	500	-	-	3,500	3,500	-
39 St. Peter's, Phoenixville	-	-	-	833	-	-	5,833
40 St. Stephen's, Clifton Heights	-	-	-	-	2,400	2,400	-
41 St. Stephen's, Philadelphia	1,775	1,775	-	-	12,425	12,425	-
42 Trinity, Coatesville	-	-	-	2,000	-	-	4,000
43 Total Program Grants to Congregations	\$ 5,633	\$ 5,633	\$ -	\$ 8,700	\$ 41,833	\$ 41,833	\$ 38,152
44 <u>Acts 2 Churches Vicar Compensation</u>							
45 Christ & St. Ambrose + Free Church, Phila	\$ 12,152	12,967	\$ (815)	\$ 12,033	\$ 85,064	\$ 90,767	\$ 95,753
46 Church of the Advocate, Philadelphia	11,145	10,783	361	28	55,779	75,483	34,056
47 St. Dismas Prison Mission	-	-	-	-	-	1,458	-
48 St. Gabriel's, Philadelphia	11,017	11,492	(474)	10,826	77,122	80,442	79,125
49 St. Mary's, Chester	9,353	9,258	94	8,496	61,268	64,808	59,470
50 Total Acts 2 Churches Vicar Comp.	\$ 43,667	\$ 44,500	\$ (833)	\$ 31,383	\$ 279,234	\$ 312,958	\$ 268,404

Episcopal Diocese of Pennsylvania
Statement of Activities - Unified Budget vs. Actual

	July 2021			July 2020	July 2021		July 2020
	Actual	Budget	Budget Variance	Actual	Actual YTD	Budget YTD	Actual YTD
51 <u>New Ministries & Plants Vicar Comp.</u>							
52 Darby Mission	\$ 8,957	8,367	\$ 591	\$ 7,798	\$ 64,814	\$ 58,567	\$ 54,582
53 <u>Total New Min. & Plants Vicar Comp.</u>	\$ 8,957	\$ 8,367	\$ 591	\$ 7,798	\$ 64,814	\$ 58,567	\$ 54,582
54 Darby Mission Program	\$ 1,725	\$ 2,500	\$ (775)	\$ -	\$ 16,143	\$ 17,500	\$ -
55 Emergency Prop. Repairs - Acts 2 Churches	-	2,917	(2,917)	-	10,157	20,417	4,037
56 <u>Total Acts 2</u>	\$ 54,349	\$ 58,283	\$ (3,934)	\$ 39,181	\$ 370,348	\$ 409,442	\$ 327,023
57 <u>Youth Ministries</u>							
58 Administration	\$ -	\$ -	\$ -	\$ -	\$ -	\$ -	\$ -
59 Youth Ministry	2,581	1,250	1,331	211	10,096	8,750	4,394
60 City Camp	29,963	2,850	27,113	27,054	35,262	19,950	50,480
61 Episcopal Church Camp Scholarships	-	-	-	-	-	-	-
62 Campus Ministry (includes Peer Ministers)	1,521	2,917	(1,396)	-	10,647	20,417	4,500
63 TEC and Province III (includes EYE)	-	-	-	-	-	-	-
64 Servant Year	1,521	1,250	271	128	2,153	8,750	4,677
65 <u>Total Family and Youth Ministries</u>	\$ 35,585	\$ 8,267	\$ 27,318	\$ 27,393	\$ 58,158	\$ 57,867	\$ 64,051
66 <u>Growth Development Fund</u>							
67 Growth Development Fund	\$ -	\$ 25,000	\$ (25,000)	\$ 20,000	\$ 175,391	\$ 175,000	\$ 77,066
68 <u>Total Growth Development Fund</u>	\$ -	\$ 25,000	\$ (25,000)	\$ 20,000	\$ 175,391	\$ 175,000	\$ 77,066
69 <u>Congregational Development and Support</u>							
70 Support for Congregations	\$ -	\$ 3,333	\$ (3,333)	\$ -	\$ -	\$ 40,000	\$ -
71 Pandemic Aid Grants	20,000	-	20,000	13,000	376,962	-	180,200
72 Technology Grants	13,778	-	13,778	-	132,814	-	-
73 <u>Total Congregational Dev/Support</u>	\$ 33,778	\$ 3,333	\$ 30,445	\$ 13,000	\$ 509,776	\$ 40,000	\$ 180,200
74 <u>Parker Bulmer Outreach Mission</u>							
75 Parker Bulmer Outreach Mission	\$ -	\$ 7,583	\$ (7,583)	\$ 7,500	\$ 45,000	\$ 53,083	\$ 52,500
76 <u>Total Parker Bulmer Outreach Mission</u>	\$ -	\$ 7,583	\$ (7,583)	\$ 7,500	\$ 45,000	\$ 53,083	\$ 52,500
77 <u>Mission of Greater Church</u>							
78 Pledge to The Episcopal Church (TEC)	\$ 69,540	75,000	\$ (5,460)	\$ 71,697	\$ 486,780	\$ 525,000	\$ 501,882
79 Province III Dues	-	17,100	(17,100)	-	19,471	17,100	-
80 Province III Expenses	-	-	-	-	-	-	-
81 <u>Total Mission of Greater Church</u>	\$ 69,540	\$ 92,100	\$ (22,560)	\$ 71,697	\$ 506,251	\$ 542,100	\$ 501,882
82 <u>Total Mission Expenses</u>	\$ 204,274	\$ 206,450	\$ (2,176)	\$ 187,471	\$ 1,731,525	\$ 1,359,917	\$ 1,247,646
83							
84 <u>Mission Surplus/(Deficit)</u>	\$ (204,122)	\$ (203,367)	\$ (755)	\$ (101,002)	\$ (1,477,024)	\$ (1,091,856)	\$ (831,797)

Episcopal Diocese of Pennsylvania
Statement of Activities - Unified Budget vs. Actual

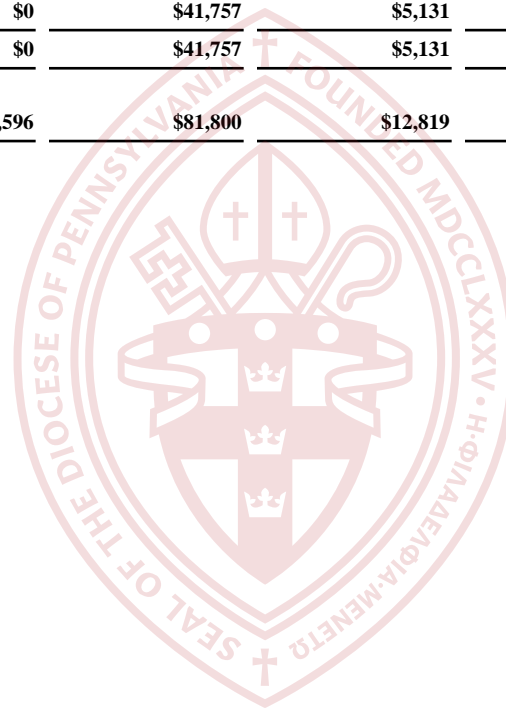
	July 2021			July 2020	July 2021		July 2020
	Actual	Budget	Budget Variance	Actual	Actual YTD	Budget YTD	Actual YTD
85	Support						
86	Support Revenue - Regular						
87	\$ 317,788	\$ 219,017	\$ 98,771	\$ 168,843	\$ 1,491,277	\$ 1,533,117	\$ 1,085,175
88	-	-	-	-	-	-	-
89	9,167	9,167	-	-	64,167	64,167	-
90	\$ 326,955	\$ 228,183	\$ 98,771	\$ 168,843	\$ 1,555,444	\$ 1,597,283	\$ 1,085,175
91	\$ -	\$ -	\$ -	\$ 82,318	\$ 927,471	\$ 1,068,800	\$ 945,502
92	\$ -	\$ -	\$ -	\$ 82,318	\$ 927,471	\$ 1,068,800	\$ 945,502
93	\$ 10,571	\$ 15,167	\$ (4,596)	\$ 17,418	\$ 129,156	\$ 106,167	\$ 192,024
94	\$ 337,526	\$ 243,350	\$ 94,175	\$ 268,579	\$ 2,612,071	\$ 2,772,250	\$ 2,222,701
95	Support Revenue - Special						
96	\$ -	\$ -	\$ -	\$ -	\$ 465	-	\$ -
97	-	1,500	(1,500)	-	9,187	10,500	7,962
98	-	4,000	(4,000)	-	17,339	28,000	28,167
99	-	-	-	-	6,320	6,400	6,320
100	-	-	-	-	-	-	-
101	\$ -	\$ 5,500	\$ (5,500)	\$ -	\$ 33,311	\$ 44,900	\$ 42,449
102							
103	\$ 337,526	\$ 248,850	\$ 88,675	\$ 268,579	\$ 2,645,382	\$ 2,817,150	\$ 2,265,150
104	Support Expenses						
105	Staff Compensation & Benefits						
106	\$ 26,956	\$ 25,033	\$ 1,923	\$ 24,759	\$ 183,268	\$ 175,233	\$ 171,279
107	-	417	(417)	-	-	2,917	-
108	45,420	45,817	(397)	44,873	317,941	320,717	314,112
109	32,591	42,050	(9,459)	41,045	287,480	294,350	282,207
110	-	-	-	-	-	-	774
111	13,646	17,883	(4,237)	9,932	83,772	125,183	101,212
112	16,371	13,900	2,471	12,050	89,955	97,300	84,351
113	16,581	21,542	(4,961)	18,752	122,932	150,792	143,745
114	1,982	1,400	582	2,362	7,913	9,800	9,934
115	\$ 153,547	\$ 168,042	\$ (14,495)	\$ 153,773	\$ 1,093,262	\$ 1,176,292	\$ 1,107,614

Episcopal Diocese of Pennsylvania
Statement of Activities - Unified Budget vs. Actual

	July 2021			July 2020	July 2021		July 2020
	Actual	Budget	Budget Variance	Actual	Actual YTD	Budget YTD	Actual YTD
116 Operations							
117 Occupancy	\$ 7,556	\$ 14,167	\$ (6,611)	\$ 5,236	\$ 112,714	\$ 99,167	\$ 130,414
118 Professional and Legal	5,779	7,917	(2,138)	2,616	35,621	55,417	65,109
119 Archives (Lutheran Seminary)	-	-	-	-	25,000	25,000	-
120 Financial Audit	-	-	-	-	-	-	-
121 Office & Operations	13,442	14,583	(1,142)	7,073	99,180	102,083	120,094
122 Title IV	-	-	-	-	-	2,917	-
123 Deployment & Ordination	-	2,917	(2,917)	2,299	7,500	20,417	6,488
124 Retired Lay Medical & Dental Insurance	4,121	5,750	(1,629)	6,087	34,684	40,250	38,351
125 Retired Clergy Medical Assistance RCMA	25,999	25,000	999	-	178,744	175,000	-
126 Clergy Financial Assistance CFA	634	7,500	(6,866)	-	34,085	52,500	-
127 Sabbatical Leave	-	1,667	(1,667)	-	11,000	11,667	-
128 Total Operations	\$ 57,530	\$ 79,500	\$ (21,970)	\$ 23,311	\$ 538,528	\$ 584,417	\$ 360,456
129 Property Expenses							
130 Closed Church Property Expenses	\$ 16,279	\$ 16,667	\$ (387)	\$ 13,906	\$ 131,694	\$ 116,667	\$ 132,861
131 Wapiti Property Expenses	(5,709)	-	(5,709)	512	(7,570)	-	42,592
132 Wapiti Property Manager	-	-	-	3,000	14,219	-	24,533
133 Total Property Expenses	\$ 10,571	\$ 16,667	\$ (6,096)	\$ 17,418	\$ 138,343	\$ 116,667	\$ 199,986
134 Diocesan Life							
135 Education	\$ -	\$ -	\$ -	\$ -	\$ -	\$ 7,000	\$ -
136 Communication	1,725	6,667	(4,942)	7,481	94,524	46,667	30,736
137 Travel for Mission & Administration	195	4,167	(3,971)	13	5,971	29,167	11,579
138 Diocesan Events	700	1,250	(550)	-	21,251	8,750	10,100
139 Diocesan Convention	-	-	-	-	-	20,417	-
140 General Convention	-	-	-	-	-	7,000	-
141 Total Diocesan Life	\$ 2,620	\$ 12,083	\$ (9,463)	\$ 7,494	\$ 121,746	\$ 119,000	\$ 52,415
142 Total Support Expenses	\$ 224,268	\$ 276,292	\$ (52,024)	\$ 201,996	\$ 1,891,879	\$ 1,996,375	\$ 1,720,471
143							
144 Support Surplus/(Deficit)	\$ 113,257	\$ (27,442)	\$ 140,699	\$ 66,583	\$ 753,503	\$ 820,775	\$ 544,679
145							
146 Total Mission & Support Surplus/(Deficit)	\$ (90,864)	\$ (230,808)	\$ 139,944	\$ (34,419)	\$ (723,520)	\$ (271,081)	\$ (287,118)
147							
148 Endowment Fund Transfer	48,361	14,583	33,778	35,531	611,859	102,083	337,917
149							
150 Total Surplus/(Deficit) after Transfer	\$ (42,503)	\$ (216,225)	\$ 173,722	\$ 1,112	\$ (111,661)	\$ (168,998)	\$ 50,799

**Episcopal Diocese of Pennsylvania
Committee Statement of Activities - 2021 YTD**

	ECW 7/31/2021	Church Trng 7/31/2021	Christmas Fund 7/31/2021	Continuing Ed 7/31/2021	ATS 7/31/2021	PTI 7/31/2021	Total 7/31/2021
Revenues							
Investment Income	\$13,118	\$41,596	\$123,557	\$17,950	\$43,072	\$14,458	\$253,750
Total Revenues	\$13,118	\$41,596	\$123,557	\$17,950	\$43,072	\$14,458	\$253,750
Expenses							
Grants and Other Subsidies	\$3,375	\$0	\$41,757	\$5,131	\$67,500	\$7,229	\$124,992
Total Expenses	\$3,375	\$0	\$41,757	\$5,131	\$67,500	\$7,229	\$124,992
NET SURPLUS/(DEFICIT)	\$9,743	\$41,596	\$81,800	\$12,819	(\$24,428)	\$7,230	\$128,759




Episcopal Diocese of Pennsylvania
Other Diocesan Activities Statement of Activities - 2021 YTD

	Episcopal Clerg Assn. of PA 7/31/2021	Deacon Intern 7/31/2021	Closed Churches ** 7/31/2021	Bishop's Discretionary 7/31/2021	Nunns Fund 7/31/2021	Other Income and Expense 7/31/2021	Total 7/31/2021
Revenues							
Contributions - Other	\$0	\$0	\$0	\$856	\$0	\$5,132	\$5,987.65
Investment Income	\$0	\$25,700	\$499	\$2,733	\$166,745	\$5,042	\$200,719.38
Other Income	\$0	\$0	\$9,187	\$0	\$0	\$35,632	\$46,469.47
Total Revenues	\$0	\$25,700	\$9,686	\$3,589	\$166,745	\$45,806	\$253,176.50
Expenses							
Salaries	\$0	\$0	\$3,500	\$0	\$7,536	\$0	\$11,035.50
Benefits	\$0	\$0	\$0	\$0	\$0	\$3,231	\$3,230.58
Insurance	\$0	\$0	\$8,332	\$0	\$0	\$0	\$8,331.50
Meeting Expense	\$0	\$0	\$0	\$0	\$0	\$0	\$1,100.00
Supplies	\$0	\$0	\$27	\$0	\$0	\$0	\$27.02
Repair and Maintenance	\$0	\$0	\$94,653	\$0	\$0	\$0	\$94,812.04
Travel	\$0	\$0	\$3,833	\$0	\$0	\$0	\$3,833.20
Utilities	\$0	\$0	\$19,763	\$0	\$0	\$786	\$23,843.53
Telecommunications	\$0	\$0	\$888	\$0	\$0	\$0	\$888.33
Grants and Other Subsidies	\$0	\$56,000	\$0	\$1,520	\$124,589	\$18,000	\$200,109.18
Real Estate Tax	\$0	\$0	\$697	\$0	\$0	\$0	\$697.39
Total Expenses	\$0	\$56,000	\$131,694	\$1,520	\$132,124	\$22,016	\$347,908.27
NET SURPLUS/(DEFICIT)	\$0	(\$30,300)	(\$122,008)	\$2,069	\$34,621	\$23,790	(\$94,731.77)

Episcopal Diocese of Pennsylvania
Statement of Activities
 Non-Cash Diocesan Activities 2021 - Year To Date

	Investment Gain/Loss 7/31/2021	Depreciation and Fees 7/31/2021	Change in Perpetual Trust 7/31/2021	Bad Debt Expense 7/31/2021	Total 7/31/2021
Revenues					
Change in Investment Value	\$6,428,815	\$0	\$0	\$0	\$6,428,815
Total Revenues	\$6,428,815	\$0	\$0	\$0	\$6,428,815
Expenses					
Fees	\$0	\$101,066	\$0	\$0	\$101,066
Total Expenses	\$0	\$101,066	\$0	\$0	\$101,066
NET SURPLUS/(DEFICIT)	\$6,428,815	(\$101,066)	\$0	\$0	\$6,327,750



Episcopal Diocese of Pennsylvania
Statement of Financial Position
July 31, 2021

<u>Assets</u>	<u>7/31/2021</u>	<u>7/31/2020</u>
Cash	\$ 3,029,873	\$ 3,519,142
Pledges	24,133	259,451
Sacred Ask Receivable	831,988	660,762
Other Receivables	64,301	249,443
Prepaid Expenses	82,141	185,798
Investments	89,574,557	68,141,042
Charitable Remainder Trusts	19,000	112,000
Real Estate Held for Sale	-	-
Loans Receivable	187,585	345,365
Property and Equipment, Net	7,735,465	7,138,172
Beneficial Interest in Perpetual Trusts	2,874,709	3,797,738
Total Assets	\$ 104,423,752	\$ 84,408,913
<u>Liabilities</u>		
Accounts Payable and Accrued Expenses	\$ 1,258,546	\$ 750,724
Post- Retirement Benefit Obligation	3,642,000	3,850,000
Deferred Revenue	1,222,824	928,815
Total Liabilities	\$ 6,123,370	\$ 5,529,539
Net Assets	98,300,382	78,879,374
Total Liabilities and Net Assets	\$ 104,423,752	\$ 84,408,913

Cash Detail


	<u>7/31/2021</u>	<u>7/31/2020</u>
Bishop's Discretionary	\$ 9,046	\$ 4,680
Designated Funds	1,155,161	1,364,748
Operating	1,391,691	1,417,322
Closed Churches	162,336	544,211
Nunns Operating	311,389	187,931
Petty Cash	250	250
Total Cash	\$ 3,029,873	\$ 3,519,142

Episcopal Diocese of Pennsylvania

Notes to the Financial Statements

July 2021

1. Certain closed operations of DIOPA, such as the Maryland property and closed churches, as expense lines on Unified Budget Report, and Other Diocesan Activities on the attached monthly financial statements. The funding of these expenses comes from distributions from the Diocesan Property Fund. As these are cash transfers from the Foundation fund to our bank account to pay these closed operations expenses, we cannot count these transfers as revenue. These monies had previously been recognized as revenue, principally through the sale of closed church assets which were deposited into the Diocesan Property Fund. As a consequence, budget performance will be unfavorably distorted. That is, actual expense for these items will be shown on statements but the corresponding funding from non-revenue sources will not.



**Episcopal Diocese of Pennsylvania
2021 Endowment Funds Activity
July 2021 YTD**

Date	Description	Fund for the Episcopate	Diocesan Funds Under Review	Pandemic Aid Fund	Tech Grant Fund	Growth & Development Fund	Total
2/19/2021	Withdrawal for cash flow	\$ (600,000)	\$ -	\$ -	\$ -	\$ -	\$ (600,000)
3/1/2021	Withdrawal for 2021 budget deficit Jan - Mar	(43,749)	-	-	-	-	(43,749)
4/1/2021	Withdrawal for 2021 budget deficit Apr	(14,583)	-	-	-	-	(14,583)
5/1/2021	Withdrawal for 2021 budget deficit May	(14,583)	-	-	-	-	(14,583)
5/10/2021	Withdrawal for 2021 budgeted distribution Q1	(64,115)	-	-	-	-	(64,115)
6/10/2021	Withdrawal for 2021 budget deficit Jun	(14,583)	-	-	-	-	(14,583)
6/29/2021	Withdrawal for Tech grants	-	-	-	(204,076)	-	(204,076)
6/29/2021	Withdrawal for Tech grants	-	-	(135,648)	-	-	(135,648)
7/8/2021	Withdrawal for 2021 budget deficit Jul	(14,583)	-	-	-	-	(14,583)
	Total	\$ (766,196)	\$ -	\$ (135,648)	\$ (204,076)	\$ -	\$ (1,105,920)