



## February 2021 Financial Reports Executive Summary

1. Accounts Receivable – Total collections as of February is \$236,984 which is \$50,427 behind in collection of total Gifts when compared to 2020.
2. Budget Variances
  - Mission
    - i. Mission Congregations (DCMM)
      1. Savings from Advocate – Vicar on long term disability
    - ii. Support for Congregations
      1. Pandemic Aid Grants distributed to congregations, but is offset by Funding Transfer
  - Support
    - i. Support Revenue
      1. Sacred Gifts for Support have been consolidated to include all Assessment Income.  
There is now one Sacred Ask.
    - ii. Staff Compensation & Benefits
      1. Savings in Deployment & Transition is due to vacant position
    - iii. Operations
      1. Occupancy Expenses include snow removal and network cabling
3. Overall Performance.
  - There is a \$486,788 YTD deficit which is higher than the YTD budgeted deficit primarily due to lower than expected Sacred Ask receipts and the lack of an Endowment distribution which occurs on the calendar quarter months.

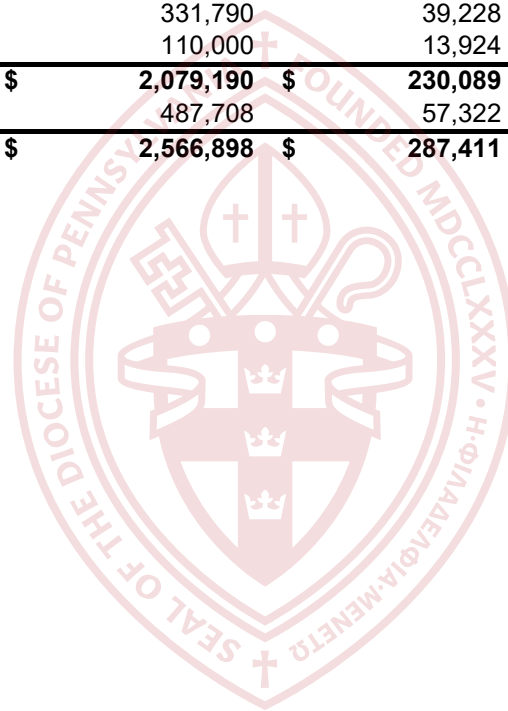
**Episcopal Diocese of Pennsylvania  
Monthly Financial Reports  
February 2021**

**Table of Contents**

1	Table of Contents
2	Accounts Receivables - Assessment and Pledge Analysis
3 - 7	Unified Budget vs. Actual Report
8	Committee Financial Report
9	Other Diocesan Activities Report
10	Non-Cash Diocesan Activities Report
11	Statement of Financial Position
12	Notes to the Financial Reports
13	Investment Funds Additions and Withdrawals Analysis

**Episcopal Diocese of Pennsylvania  
Accounts Receivable - Sacred Ask Analysis  
February 2021 YTD**

<b>2021</b>	<b>Total</b>	<b>Total Paid</b>	<b>Total Unpaid</b>	<b>Total % Paid</b>	<b>Total % Unpaid</b>
<b>Sacred Ask</b>	2,628,200	236,984	2,391,216	9%	91%
<b>Total</b>	<b>\$ 2,628,200</b>	<b>\$ 236,984</b>	<b>\$ 2,391,216</b>	<b>9%</b>	<b>91%</b>
<b>2020</b>					
<b>Gifts for Support</b>	\$ 1,637,400	\$ 176,937	\$ 1,460,463	11%	89%
<b>Retired Clergy Medical Assessment (RCMA)</b>	331,790	39,228	292,562	12%	88%
<b>Clergy Financial Assistance (CFA)</b>	110,000	13,924	96,076	13%	87%
<b>Total Sacred Gifts &amp; Assessments</b>	<b>\$ 2,079,190</b>	<b>\$ 230,089</b>	<b>\$ 1,849,101</b>	<b>11%</b>	<b>89%</b>
<b>Gift for Mission (Pledges)</b>	487,708	57,322	430,386	12%	88%
<b>Total</b>	<b>\$ 2,566,898</b>	<b>\$ 287,411</b>	<b>\$ 2,279,487</b>	<b>11%</b>	<b>89%</b>



**Episcopal Diocese of Pennsylvania**  
**Statement of Activities - Unified Budget vs. Actual**

Subject to further Y/E adjustment

	February 2021			February 2020	February 2021		February 2020
	Actual	Budget	Budget Variance	Actual	Actual YTD	Budget YTD	Actual YTD
<b>Mission</b>							
1 <b>Mission Revenue</b>							
2 <b>Sacred Gifts for Mission</b>							
3 Congregational Giving	\$ -	\$ -	\$ -	\$ -	\$ -	\$ -	\$ -
4 Less Allowance for non payment	-	-	-	-	-	-	-
5 <b>Sacred Gifts for Mission net of Allowance</b>	<b>\$ -</b>	<b>\$ -</b>	<b>\$ -</b>	<b>\$ -</b>	<b>\$ -</b>	<b>\$ -</b>	<b>\$ -</b>
6 <b>Dedicated Mission Revenue</b>							
7 Diocesan Annual Fund	\$ -	\$ -	\$ -	\$ -	\$ -	\$ -	\$ -
8 Anti-Racism	-	-	-	-	-	133	-
9 Young Adult and Campus Ministry	-	-	-	-	-	-	-
10 Youth Ministry	-	-	-	-	500	-	2,450
11 City Camps	-	-	-	-	-	3,333	-
12 Servant Year	-	-	-	-	-	-	-
13 ECS Darby Mission Contribution	-	-	-	2,073	-	1,667	2,073
14 Parker Bulmer	-	-	-	-	-	-	-
15 Growth Development Fund	-	-	-	16,000	14,755	50,000	30,000
16 Other Income	2,018	-	2,018	3,616	2,204	-	5,150
17 <b>Total Dedicated Mission Revenue</b>	<b>\$ 2,018</b>	<b>\$ -</b>	<b>\$ 2,018</b>	<b>\$ 21,688</b>	<b>\$ 17,459</b>	<b>\$ 55,133</b>	<b>\$ 39,673</b>
18 <b>Total Mission Revenue</b>	<b>\$ 2,018</b>	<b>\$ -</b>	<b>\$ 2,018</b>	<b>\$ 21,688</b>	<b>\$ 17,459</b>	<b>\$ 55,133</b>	<b>\$ 39,673</b>
19 <b>Mission Expenses</b>							
20 <b>Diocesan Ministries</b>							
21 Anti-Gun Violence Commission	\$ -	\$ -	\$ -	\$ -	\$ -	\$ 217	\$ -
22 Anti-racism	895	2,500	(1,605)	631	1,495	5,000	631
23 Diocesan History Commission	-	-	-	-	-	417	-
24 Ecumenical/Interfaith Council	-	-	-	-	-	-	-
25 Absalom Jones Festival	-	-	-	-	4,001	1,667	4,548
26 Anti-Human Trafficking	-	-	-	-	-	417	-
27 Cultural Ministries	1,088	1,250	(162)	-	2,176	2,500	-
28 Veterans' Ministry Initiative	-	-	-	1,035	500	667	1,535
29 Global Mission Commission	-	-	-	-	-	417	-
30 <b>Total Diocesan Ministries</b>	<b>\$ 1,984</b>	<b>\$ 3,750</b>	<b>\$ (1,766)</b>	<b>\$ 1,666</b>	<b>\$ 8,172</b>	<b>\$ 11,300</b>	<b>\$ 6,714</b>

**Episcopal Diocese of Pennsylvania**  
**Statement of Activities - Unified Budget vs. Actual**

	February 2021			February 2020	February 2021		February 2020
	Actual	Budget	Budget Variance	Actual	Actual YTD	Budget YTD	Actual YTD
<b>Subject to further Y/E adjustment</b>							
31	<b><u>Program Grants to Congregations</u></b>						
32	\$ 1,592	\$ 1,592	\$ -	\$ -	\$ 3,183	3,183	\$ 3,500
33	-	-	-	-	-	-	-
34	-	-	-	-	-	-	2,250
35	-	-	-	600	-	-	600
36	-	-	-	-	-	-	-
37	-	-	-	-	-	-	-
38	592	592	-	667	1,183	1,183	1,333
39	-	-	-	-	-	-	-
40	1,175	1,175	-	-	2,350	2,350	-
41	-	-	-	-	-	-	-
42	-	-	-	-	-	-	-
43	-	-	-	-	-	-	-
44	-	-	-	-	-	-	-
45	-	-	-	1,250	-	-	2,500
46	-	-	-	-	-	-	-
47	-	-	-	-	-	-	-
48	-	-	-	-	-	-	-
49	500	500	-	-	1,000	1,000	-
50	-	-	-	833	-	-	1,667
51	-	-	-	-	-	-	-
52	-	-	-	-	2,400	2,400	-
53	-	-	-	-	-	-	-
54	1,775	1,775	-	-	3,550	3,550	-
55	-	-	-	-	-	-	-
56	-	-	-	-	-	-	2,000
57	<b>\$ 5,633</b>	<b>\$ 5,633</b>	<b>\$ -</b>	<b>\$ 3,350</b>	<b>\$ 13,667</b>	<b>\$ 13,667</b>	<b>\$ 13,850</b>
58	<b><u>Mission Congregations (DCMM)</u></b>						
59	\$ 12,152	12,967	\$ (815)	\$ 19,755	\$ 24,304	\$ 25,933	\$ 34,724
60	28	10,783	(10,756)	14,264	55	21,567	21,941
61	-	-	-	-	-	-	-
62	-	-	-	-	-	-	-
63	-	-	-	-	-	417	-
64	9,350	11,492	(2,142)	17,820	22,034	22,983	30,307
65	8,652	9,258	(606)	11,722	17,305	18,517	20,218
66	<b>\$ 30,182</b>	<b>\$ 44,500</b>	<b>\$ (14,318)</b>	<b>\$ 63,562</b>	<b>\$ 63,699</b>	<b>\$ 89,417</b>	<b>\$ 107,190</b>

**Episcopal Diocese of Pennsylvania**  
**Statement of Activities - Unified Budget vs. Actual**

Subject to further Y/E adjustment		February 2021			February 2020	February 2021		February 2020
	Actual	Budget	Budget Variance	Actual	Actual YTD	Budget YTD	Actual YTD	
67	<b><u>New Ministries &amp; Plants Vicar Comp. &amp; Ben.</u></b>							
68	Darby Mission	\$ 10,263	8,367	\$ 1,897	\$ 11,678	\$ 18,127	\$ 16,733	\$ 19,464
69	St. John's at Diocesan Center	-	-	-	(3,021)	-	-	24
70	St. Stephen's, Philadelphia	-	-	-	-	-	-	-
71	<b><u>Total New Min. &amp; Plants Vicar C. &amp; B.</u></b>	<b>\$ 10,263</b>	<b>\$ 8,367</b>	<b>\$ 1,897</b>	<b>\$ 8,657</b>	<b>\$ 18,127</b>	<b>\$ 16,733</b>	<b>\$ 19,488</b>
72								
73	Darby Mission Program							
74	Emergency Prop. Repairs Mission Congr.	-	-	-	-	-	5,833	-
75	<b><u>Mission Congregations (DCMM)</u></b>	<b>\$ 40,446</b>	<b>\$ 52,867</b>	<b>\$ (12,421)</b>	<b>\$ 72,219</b>	<b>\$ 81,825</b>	<b>\$ 111,983</b>	<b>\$ 126,677</b>
76	<b><u>Youth Ministries</u></b>							
77	Administration	\$ -	\$ -	\$ -	\$ -	\$ -	\$ -	\$ -
78	Youth Ministry	49	1,250	(1,201)	1,011	98	2,500	2,665
79	City Camp	(68)	2,850	(2,918)	-	(68)	5,700	-
80	Episcopal Church Camp Scholarships	-	-	-	-	-	-	-
81	Campus Ministry (includes Peer Ministers)	1,521	2,917	(1,396)	750	3,042	5,833	1,500
82	TEC and Province III (includes EYE)	-	-	-	-	-	-	-
83	Servant Year	(2,153)	1,250	(3,403)	1,660	-	2,500	2,782
84	<b><u>Total Family and Youth Ministries</u></b>	<b>\$ (651)</b>	<b>\$ 8,267</b>	<b>\$ (8,918)</b>	<b>\$ 3,421</b>	<b>\$ 3,072</b>	<b>\$ 16,533</b>	<b>\$ 6,948</b>
85	<b><u>Growth Development Fund</u></b>							
86	Growth Development Fund	\$ -	\$ -	\$ -	\$ 16,000	\$ 14,755	\$ 50,000	\$ 30,000
87	<b><u>Total Growth Development Fund</u></b>	<b>\$ -</b>	<b>\$ -</b>	<b>\$ -</b>	<b>\$ 16,000</b>	<b>\$ 14,755</b>	<b>\$ 50,000</b>	<b>\$ 30,000</b>
88	<b><u>Congregational Development and Support</u></b>							
89	Support for Congregations	\$ 32,195	\$ -	\$ 32,195	\$ -	\$ 131,495	\$ 40,000	\$ -
90	<b><u>Total Congregational Dev/Support</u></b>	<b>\$ 32,195</b>	<b>\$ -</b>	<b>\$ 32,195</b>	<b>\$ -</b>	<b>\$ 131,495</b>	<b>\$ 40,000</b>	<b>\$ -</b>
91	<b><u>Parker Bulmer Outreach Mission</u></b>							
92	Parker Bulmer Outreach Mission	\$ 7,500	\$ 3,792	\$ 3,708	\$ 7,500	\$ 15,000	\$ 7,583	\$ 15,000
93	<b><u>Total Parker Bulmer Outreach Mission</u></b>	<b>\$ 7,500</b>	<b>\$ 3,792</b>	<b>\$ 3,708</b>	<b>\$ 7,500</b>	<b>\$ 15,000</b>	<b>\$ 7,583</b>	<b>\$ 15,000</b>
94	<b><u>Mission of Greater Church</u></b>							
95	Pledge to The Episcopal Church (TEC)	\$ 69,540	75,000	\$ (5,460)	\$ 71,697	\$ 139,080	\$ 150,000	\$ 143,395
96	Province III Dues	-	-	-	-	-	\$ 2,850	-
97	Province III Expenses	-	-	-	-	-	-	-
98	Millennium Development Goals	-	-	-	-	-	-	-
99	<b><u>Total Mission of Greater Church</u></b>	<b>\$ 69,540</b>	<b>\$ 75,000</b>	<b>\$ (5,460)</b>	<b>\$ 71,697</b>	<b>\$ 139,080</b>	<b>\$ 152,850</b>	<b>\$ 143,395</b>
100	<b><u>Total Mission Expenses</u></b>	<b>\$ 156,646</b>	<b>\$ 149,308</b>	<b>\$ 7,338</b>	<b>\$ 175,853</b>	<b>\$ 407,066</b>	<b>\$ 403,917</b>	<b>\$ 342,584</b>
101								
102	<b>Mission Surplus/(Deficit)</b>	<b>\$ (154,628)</b>	<b>\$ (149,308)</b>	<b>\$ (5,320)</b>	<b>\$ (154,165)</b>	<b>\$ (389,607)</b>	<b>\$ (348,783)</b>	<b>\$ (302,912)</b>

**Episcopal Diocese of Pennsylvania**  
**Statement of Activities - Unified Budget vs. Actual**

Subject to further Y/E adjustment		February 2021			February 2020	February 2021		February 2020
		Actual	Budget	Budget Variance	Actual	Actual YTD	Budget YTD	Actual YTD
103	<b>Support</b>							
104	<b>Support Revenue - Regular</b>							
105	Sacred Gifts for Support	\$ 180,532	\$ 219,017	\$ (38,485)	\$ 138,309	\$ 236,984	\$ 438,033	\$ 234,259
106	Less Allowance for non-payment CFA and RCMA assessments	-	-	-	-	-	-	-
107	<b>Net Sacred Gifts for Support</b>	<b>\$ 180,532</b>	<b>\$ 219,017</b>	<b>\$ (38,485)</b>	<b>\$ 138,309</b>	<b>\$ 236,984</b>	<b>\$ 438,033</b>	<b>\$ 234,259</b>
108	Endowment Distribution	\$ -	\$ -	\$ -	\$ -	\$ -	\$ -	\$ -
109	<b>Endowment Income</b>	<b>\$ -</b>	<b>\$ -</b>	<b>\$ -</b>	<b>\$ -</b>	<b>\$ -</b>	<b>\$ -</b>	<b>\$ -</b>
110	Transfers from Closed Church Property Fund	\$ 39,587	\$ 16,667	\$ 22,920	\$ 21,365	\$ 57,042	\$ 30,333	\$ 41,624
111	<b>Total Support Revenue - Regular</b>	<b>\$ 220,119</b>	<b>\$ 235,683</b>	<b>\$ (15,564)</b>	<b>\$ 159,674</b>	<b>\$ 294,026</b>	<b>\$ 468,367</b>	<b>\$ 275,883</b>
112	<b>Support Revenue - Special</b>							
113	Diocesan Convention Revenue	\$ 240	\$ 3,333	\$ (3,093)	\$ -	\$ 465	6,667	\$ -
114	Property Rental Income from Closed Churches	-	-	-	2,500	-	3,000	3,750
115	Flagg Trust Income	17,339	\$ 4,000	13,339	-	17,339	8,000	28,167
116	Rent from Church Foundation	6,320	\$ 6,400	(80)	-	6,320	1,067	6,320
117	Other Income	-	-	-	-	-	6,167	-
118	<b>Total Support Revenue - Special</b>	<b>\$ 23,899</b>	<b>\$ 13,733</b>	<b>\$ 10,166</b>	<b>\$ 2,500</b>	<b>\$ 24,124</b>	<b>\$ 24,900</b>	<b>\$ 38,237</b>
119								
120	<b>Total Support Revenue</b>	<b>\$ 244,018</b>	<b>\$ 249,417</b>	<b>\$ (5,398)</b>	<b>\$ 162,174</b>	<b>\$ 318,150</b>	<b>\$ 493,267</b>	<b>\$ 314,119</b>
121	<b>Support Expenses</b>							
122	<b>Staff Compensation &amp; Benefits</b>							
123	Diocesan Bishop	\$ 25,471	\$ 25,033	\$ 438	\$ 35,114	\$ 50,362	\$ 50,067	\$ 59,534
124	Assisting Bishops	-	417	(417)	-	-	833	-
125	Canons for Growth, Support & Mission	45,419	45,817	(397)	65,712	90,838	91,633	110,584
126	Finance, IT & Property	41,685	42,050	(365)	56,159	83,371	84,100	94,917
127	Youth Ministries	-	-	-	77	-	-	928
128	Deployment & Transition	11,627	17,883	(6,256)	19,275	23,224	35,767	33,893
129	Communications	12,263	13,900	(1,637)	16,531	24,526	27,800	28,580
130	Administrative Support	13,564	21,542	(7,977)	28,832	38,093	43,083	50,009
131	Retired Clergy Chaplains	2,024	1,400	624	3,243	4,005	2,800	5,405
132	<b>Total Staff Compensation &amp; Benefits</b>	<b>\$ 152,054</b>	<b>\$ 168,042</b>	<b>\$ (15,988)</b>	<b>\$ 224,942</b>	<b>\$ 314,419</b>	<b>\$ 336,083</b>	<b>\$ 383,848</b>

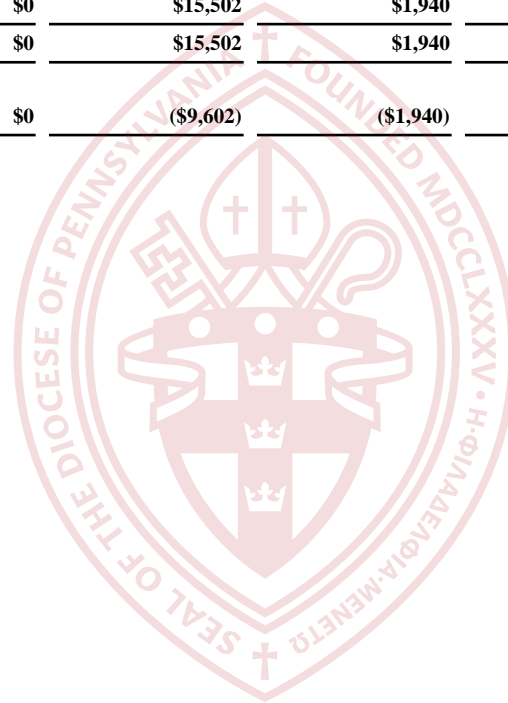
**Episcopal Diocese of Pennsylvania**  
**Statement of Activities - Unified Budget vs. Actual**

Subject to further Y/E adjustment		February 2021			February 2020	February 2021		February 2020
		Actual	Budget	Budget Variance	Actual	Actual YTD	Budget YTD	Actual YTD
133	<b>Operations</b>							
134	Rent	\$ -	\$ -	\$ -	\$ -	\$ -	\$ -	\$ -
135	Occupancy	31,594	14,167	17,427	29,303	48,510	28,333	59,194
136	Professional and Legal	4,375	7,917	(3,542)	12,872	9,283	15,833	21,332
137	Archives (Lutheran Seminary)	-	-	-	-	-	-	-
138	Financial Audit	-	-	-	-	-	-	-
139	Office & Operations	8,320	14,583	(6,263)	17,385	22,721	29,167	32,341
140	Miscellaneous	-	-	-	-	-	-	-
141	Title IV Intake Officer	-	-	-	-	-	833	-
142	Deployment & Ordination	-	-	-	-	-	5,833	1,759
143	Retired Lay Medical & Dental Insurance	5,102	5,750	(649)	(121)	10,377	11,500	4,113
144	RCMA	26,576	25,000	1,576	-	59,753	50,000	-
145	CFA	7,916	9,167	(1,251)	-	7,916	18,333	-
146	<b>Total Operations</b>	<b>\$ 83,883</b>	<b>\$ 76,583</b>	<b>\$ 7,299</b>	<b>\$ 59,440</b>	<b>\$ 158,560</b>	<b>\$ 159,833</b>	<b>\$ 118,739</b>
147	<b>Property Expenses</b>							
148	Closed Church Property Expenses	\$ 10,348	\$ 16,667	\$ (6,319)	\$ 14,944	\$ 22,466	\$ 33,333	\$ 29,988
149	Wapiti Property Expenses	26,209	-	26,209	891	28,515	-	4,355
150	Wapiti Property Manager	3,030	-	3,030	8,031	6,061	-	11,031
151	<b>Total Property Expenses</b>	<b>\$ 39,587</b>	<b>\$ 16,667</b>	<b>\$ 22,920</b>	<b>\$ 23,865</b>	<b>\$ 57,042</b>	<b>\$ 33,333</b>	<b>\$ 45,374</b>
152	<b>Diocesan Life</b>							
153	Education	\$ -	\$ -	\$ -	\$ -	\$ -	\$ 2,000	\$ -
154	Communication	577	6,667	(6,090)	1,676	12,642	13,333	5,819
155	Travel for Mission & Administration	-	-	-	6,401	791	8,333	9,744
156	Diocesan Events	3,372	1,250	2,122	4,992	3,372	2,500	10,972
157	Diocesan Convention	-	-	-	-	-	5,833	-
158	General Convention	-	-	-	-	-	2,000	-
159	<b>Total Diocesan Life</b>	<b>\$ 3,949</b>	<b>\$ 7,917</b>	<b>\$ (3,968)</b>	<b>\$ 13,068</b>	<b>\$ 16,805</b>	<b>\$ 34,000</b>	<b>\$ 26,535</b>
160	<b>Total Support Expenses</b>	<b>\$ 279,472</b>	<b>\$ 269,208</b>	<b>\$ 10,264</b>	<b>\$ 321,315</b>	<b>\$ 546,827</b>	<b>\$ 563,250</b>	<b>\$ 574,496</b>
161								
162	<b>Support Surplus/(Deficit)</b>	<b>\$ (35,454)</b>	<b>\$ (19,792)</b>	<b>\$ (15,662)</b>	<b>\$ (159,141)</b>	<b>\$ (228,676)</b>	<b>\$ (69,983)</b>	<b>\$ (260,376)</b>
163								
164	<b>Total Mission &amp; Support Surplus/(Deficit)</b>	<b>\$ (190,082)</b>	<b>\$ (169,100)</b>	<b>\$ (20,982)</b>	<b>\$ (313,306)</b>	<b>\$ (618,283)</b>	<b>\$ (418,767)</b>	<b>\$ (563,288)</b>
165								
166	<b>Endowment Fund Transfer</b>	<b>32,195</b>	<b>14,583</b>	<b>17,612</b>	<b>22,531</b>	<b>131,495</b>	<b>29,167</b>	<b>45,062</b>
167								
168	<b>Total Surplus/(Deficit) after Transfer</b>	<b>\$ (157,887)</b>	<b>\$ (154,517)</b>	<b>\$ (3,370)</b>	<b>\$ (290,775)</b>	<b>\$ (486,788)</b>	<b>\$ (389,600)</b>	<b>\$ (518,226)</b>



**Episcopal Diocese of Pennsylvania  
Committee Statement of Activities - 2021 YTD**

	ECW 2/28/2021	Church Trng 2/28/2021	Christmas Fund 2/28/2021	Continuing Ed 2/28/2021	ATS 2/28/2021	PTI 2/28/2021	Total 2/28/2021
<b>Revenues</b>							
Investment Income	\$0	\$0	\$5,900	\$0	\$1,147	\$0	\$7,047
<b>Total Revenues</b>	<b>\$0</b>	<b>\$0</b>	<b>\$5,900</b>	<b>\$0</b>	<b>\$1,147</b>	<b>\$0</b>	<b>\$7,047</b>
<b>Expenses</b>							
Grants and Other Subsidies	\$0	\$0	\$15,502	\$1,940	\$0	\$0	\$17,442
<b>Total Expenses</b>	<b>\$0</b>	<b>\$0</b>	<b>\$15,502</b>	<b>\$1,940</b>	<b>\$0</b>	<b>\$0</b>	<b>\$17,442</b>
<b>NET SURPLUS/(DEFICIT)</b>	<b>\$0</b>	<b>\$0</b>	<b>(\$9,602)</b>	<b>(\$1,940)</b>	<b>\$1,147</b>	<b>\$0</b>	<b>(\$10,395)</b>



**Episcopal Diocese of Pennsylvania**  
**Other Diocesan Activities Statement of Activities - 2021 YTD**

	Episcopal Clerg Assn. of PA 2/28/2021	Wapiti Maintenance ** 2/28/2021	Deacon Intern 2/28/2021	Closed Churches ** 2/28/2021	Bishop's Discretionary 2/28/2021	Nunns Fund 2/28/2021	Other Income and Expense 2/28/2021	Total 2/28/2021
<b>Revenues</b>								
Contributions - Other	\$0	\$0	\$0	\$0	\$81	\$0	\$0	\$81.00
Investment Income	\$0	\$0	\$0	\$0	\$0	\$0	\$435	\$434.94
Other Income	\$0	\$1,300	\$0	\$0	\$0	\$0	\$264	\$1,564.25
<b>Total Revenues</b>	<b>\$0</b>	<b>\$1,300</b>	<b>\$0</b>	<b>\$0</b>	<b>\$81</b>	<b>\$0</b>	<b>\$699</b>	<b>\$2,080.19</b>
<b>Expenses</b>								
Salaries	\$0	\$0	\$0	\$1,000	\$0	\$2,153	\$0	\$3,153.00
Meeting Expense	\$0	\$650	\$0	\$0	\$0	\$0	\$0	\$650.00
Repair and Maintenance	\$0	\$0	\$0	\$13,079	\$0	\$0	\$0	\$13,079.24
Utilities	\$0	\$2,864	\$0	\$7,570	\$0	\$0	\$253	\$10,686.94
Telecommunications	\$0	\$0	\$0	\$120	\$0	\$0	\$0	\$119.92
Grants and Other Subsidies	\$0	\$0	\$16,000	\$0	\$0	\$35,447	\$0	\$51,446.84
Miscellaneous	\$0	\$1	\$0	\$0	\$0	\$0	\$0	\$0.95
Real Estate Tax	\$0	\$25,000	\$0	\$697	\$0	\$0	\$0	\$25,697.39
<b>Total Expenses</b>	<b>\$0</b>	<b>\$28,515</b>	<b>\$16,000</b>	<b>\$22,466</b>	<b>\$0</b>	<b>\$37,600</b>	<b>\$253</b>	<b>\$104,834.28</b>
<b>NET SURPLUS/(DEFICIT)</b>	<b>\$0</b>	<b>(\$27,215)</b>	<b>(\$16,000)</b>	<b>(\$22,466)</b>	<b>\$81</b>	<b>(\$37,600)</b>	<b>\$446</b>	<b>(\$102,754.09)</b>

9 of 13 \*\* Wapiti & Closed Church Fund activity shown summarized on Unified Budget

**Episcopal Diocese of Pennsylvania**  
**Statement of Activities**  
 Non-Cash Diocesan Activities 2021 - Year To Date

	Investment Gain/Loss 2/28/2021	Depreciation and Fees 2/28/2021	Closed Church Property Appraisal 2/28/2021	Change in Perpetual Trust 2/28/2021	Bad Debt Expense 2/28/2021	Total 2/28/2021
NET SURPLUS/(DEFICIT)	\$0	\$0	\$0	\$0	\$0	\$0



**Episcopal Diocese of Pennsylvania**  
**Statement of Financial Position**  
**02/28/21**

<b>Assets</b>	<b>2/28/2021</b>	<b>2/29/2020</b>
Cash	\$ 2,814,854	\$ 2,598,358
Contributions Receivable		
Pledges	38,383	476,940
Other	-	-
Assessments Receivable	2,534,588	1,941,383
Other Receivables	318,821	168,001
Prepaid Expenses	136,415	79,350
Investments	80,135,864	73,332,685
Charitable Remainder Trusts	112,000	112,000
Real Estate Held for Sale	-	-
Loans Receivable	174,141	152,130
Property and Equipment, Net	7,437,024	6,799,276
Beneficial Interest in Perpetual Trusts	2,829,293	4,475,694
	<hr/>	<hr/>
<b>Total Assets</b>	<b>\$ 96,531,384</b>	<b>\$ 90,135,817</b>
	<hr/>	<hr/>
<b>Liabilities</b>		
Accounts Payable and Accrued Expenses	\$ 1,152,177	\$ 457,426
Post- Retirement Benefit Obligation	3,850,000	3,850,000
Deferred Revenue	2,673,582	2,445,751
	<hr/>	<hr/>
<b>Total Liabilities</b>	<b>\$ 7,675,758</b>	<b>\$ 6,753,177</b>
	<hr/>	<hr/>
<b>Net Assets</b>	<b>88,855,625</b>	<b>83,382,640</b>
	<hr/>	<hr/>
<b>Total Liabilities and Net Assets</b>	<b>\$ 96,531,384</b>	<b>\$ 90,135,817</b>

**Cash Detail**


	<b>2021</b>	<b>2020</b>
Bishop's Discretionary	\$ 3,711	\$ 3,115
Designated Funds	1,204,653	1,362,666
Operating	1,066,441	331,507
Closed Churches	341,520	733,252
Nunns Operating	198,278	167,568
Petty Cash	250	250
	<hr/>	<hr/>
<b>Total Cash</b>	<b>\$ 2,814,854</b>	<b>\$ 2,598,358</b>

# Episcopal Diocese of Pennsylvania

## Notes to the Financial Statements

February 2021

1. Certain closed operations of DIOPA, such as the Maryland property and closed churches, as expense lines on Unified Budget Report, and Other Diocesan Activities on the attached monthly financial statements. The funding of these expenses comes from distributions from the Diocesan Property Fund. As these are cash transfers from the Foundation fund to our bank account to pay these closed operations expenses, we cannot count these transfers as revenue. These monies had previously been recognized as revenue, principally through the sale of closed church assets which were deposited into the Diocesan Property Fund. As a consequence, budget performance will be unfavorably distorted. That is, actual expense for these items will be shown on statements but the corresponding funding from non-revenue sources will not.



**Episcopal Diocese of Pennsylvania  
2021 Investment & Endowment Funds Activity  
February 2021 YTD**

Date	Description	Fund for the Episcopate	Diocesan Funds Under Review	Growth & Development Fund	Total
2/19/2021	Withdrawal from Fund for the Episcopate	\$ (600,000)	\$ -	\$ -	\$ (600,000)
		-	-	-	-
	<b>Total</b>	<b>\$ (600,000)</b>	<b>\$ -</b>	<b>\$ -</b>	<b>\$ (600,000)</b>

